








ATLANTA REGION: Percentage Change in Value of Taxable Property Value Per Capita by Municipality and County Unincorporated Area, 2002-2007

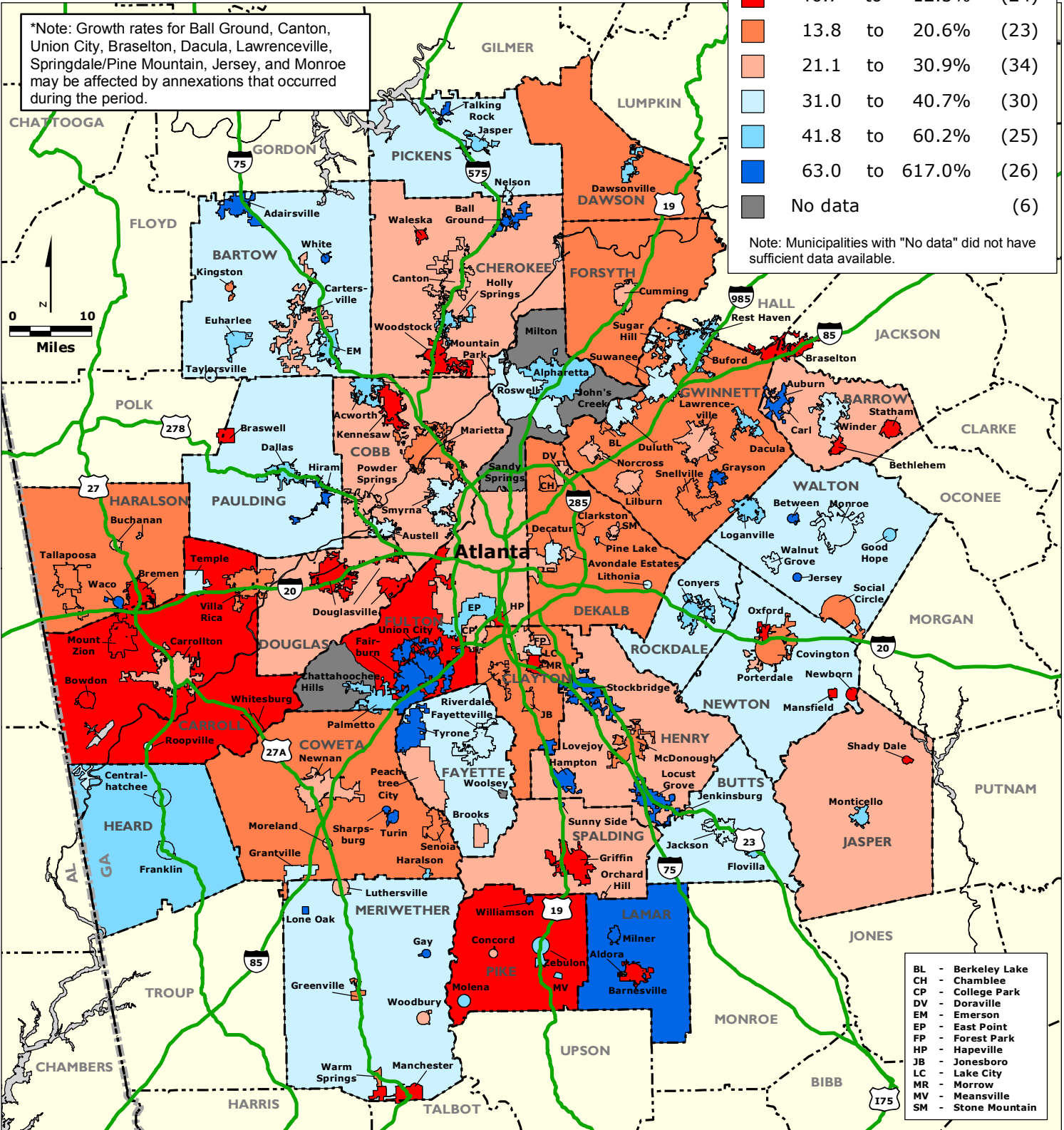
*Note: Growth rates for Ball Ground, Canton, Union City, Braselton, Dacula, Lawrenceville, Springdale/Pine Mountain, Jersey, and Monroe may be affected by annexations that occurred during the period.

Legend*

Median: 31.0%

	-46.7 to 12.5%	(24)
	13.8 to 20.6%	(23)
	21.1 to 30.9%	(34)
	31.0 to 40.7%	(30)
	41.8 to 60.2%	(25)
	63.0 to 617.0%	(26)
	No data	(6)

Note: Municipalities with "No data" did not have sufficient data available.



- BL - Berkeley Lake
- CH - Chamblee
- CP - College Park
- DV - Doraville
- EM - Emersom
- EP - East Point
- FP - Forest Park
- HP - Hapeville
- JB - Jonesboro
- LC - Lake City
- MR - Morrow
- MV - Meansville
- SM - Stone Mountain

Data Source: Georgia Department of Revenue, Property Tax Division.